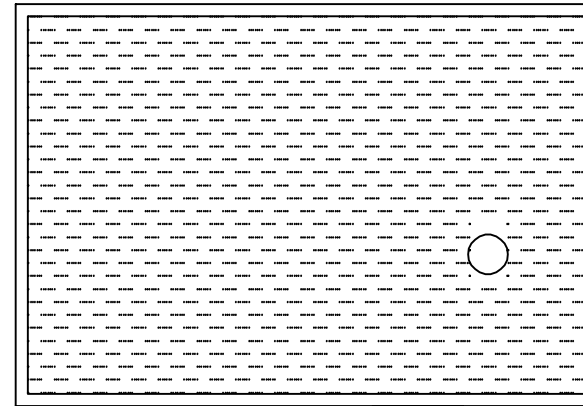


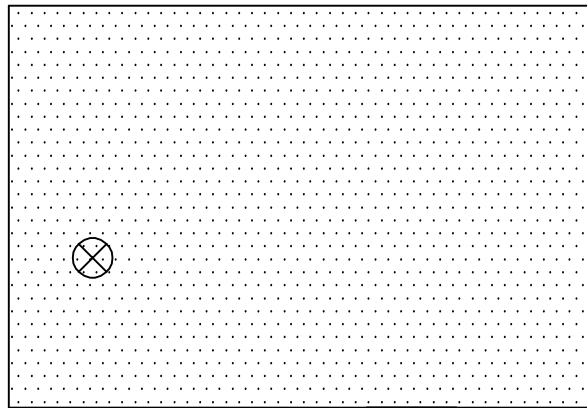
MEASURE LOCATION OF CUTOUT ON THE WALL AND TRANSFER THESE DIMENSIONS TO THE BACK OF THE WALL PANEL.

BACK OF PANEL



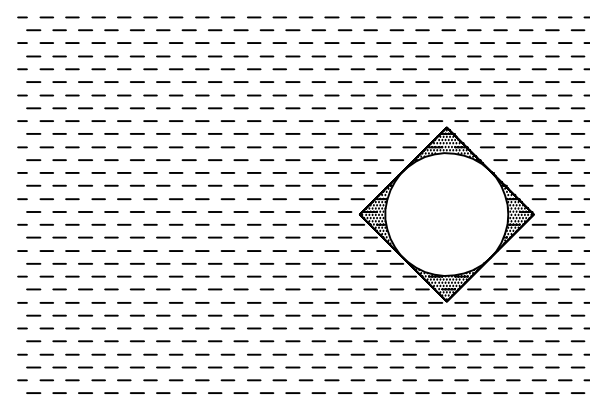
USING A SHARP UTILITY KNIFE, CUT OUT FIBERGLASS, BEING CAREFUL NOT TO CUT THE FABRIC

FRONT OF PANEL



TURN PANEL OVER AND MAKE 2 SLITS IN FABRIC AT HOLE LOCATION AS SHOWN ABOVE.

BACK OF PANEL



TURN PANEL OVER AND GLUE THE FABRIC FLAPS TO THE BACK OF THE PANEL AS SHOWN. IF FABRIC DOES NOT REACH THRU THE HOLE TO THE PANEL BACK THE FABRIC CAN BE GLUED TO THE INSIDE OF THE HOLE.