

MidTones: Wood Diffuser Panels Installation Guidelines

1. Install french cleats on walls 2" from the side and 3" from the top of the installation area and 1' 1-7/8" on center.
2. Hang Midtones.
3. Trim as desired

If planks are installed end to end, leave 1/16" between the planks at the butt joint.

Leave 1/16" gap between any adjacent Midtones to allow for hardwood expansion.

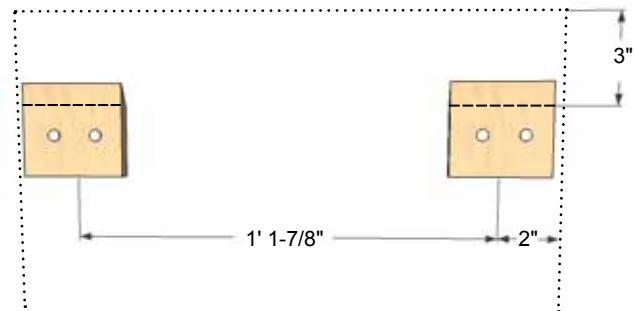


Figure 1

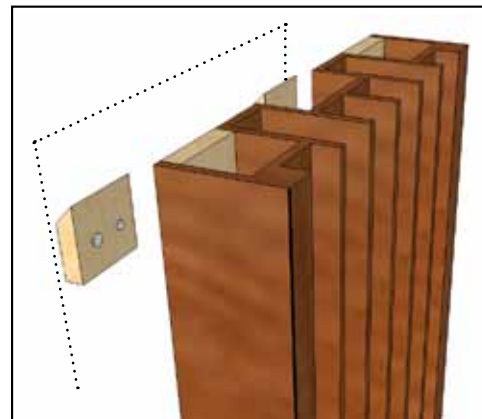


Figure 2

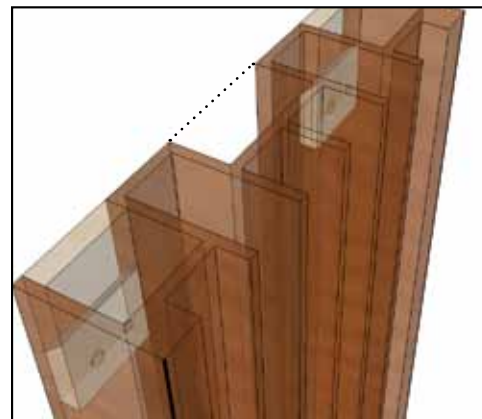


Figure 3

Storage and Handling

MIDTONES SHALL BE STORED, INSTALLED AND MAINTAINED IN AN ENVIRONMENT WHERE THE HUMIDITY RANGES FROM 35% TO 55% AND THE TEMPERATURE DOES NOT EXCEED 80°F.

Hardwood diffuser panels should be stored in the environment in which they are expected to perform. Deliver the materials to an environmentally controlled site. Materials should be allowed to acclimate for 72 hours or as long as necessary to meet minimum installation requirements for moisture content. Hardwood diffusers should not be delivered until the building has been closed in with windows and doors in place and until cement work, plastering, painting, and all other "wet" work is completed and dry

Pre-Installation Procedures and Job-Site Inspection

The building should be closed in with all outside doors and windows in place. All concrete, masonry, dry-wall, paint, and other "wet" work should be thoroughly dry. The wall coverings should be in place and the painting completed.

Permanent air-conditioning and heating systems should be in place and operational. The installation site should have a consistent room temperature of 60-75°F and humidity of 35-55% for 14 days prior, during, and until occupied, to allow for proper acclimation.

Installer/Owner Responsibility

Beautiful hardwood diffuser panels, Model MidTones by Kinetics, are a product of nature and, therefore, not perfect. Variations in grain and color are to be expected.

The installer assumes responsibility for final inspection as to grade, manufacture, and factory finish. The installer must use reasonable selectivity and hold out or cut off pieces with deficiencies, whatever the cause. If material is not acceptable, do not install it and contact the seller immediately.

Prior to installation of this hardwood product, it must be determined that the job-site environment and the sub-surfaces involved meet or exceed all applicable standards. These instructions recommend that the sub-surface be dry and flat. The manufacturer declines any responsibility for job failure resulting from or associated with sub-surface moisture levels or job-site environmental deficiencies such as excessive temperature and moisture levels and humidity variations.

Use of stain, filler, or putty stick for touch-up during installation should be accepted as normal procedure.

MidTones should be installed by qualified finish carpenters

Warranty

MidTones has the same warranty period as other Kinetics products. Close attention must be paid to acclimatization, and to finished room conditions. Wood products are highly susceptible to changes in humidity and temperature. Where a schedule dictates that the product is installed prior to the establishment of temperature and humidity controls at the site, the warranty will be void.