

KSCU & KSCC SEISMIC RESTRAINT CABLE KIT CAPACITIES

MODEL KSCU RESTRAINT CABLE ASSEMBLY SPECIFICATIONS						
MODEL	GRIPPLE CONNECTOR TYPE	WIRE ROPE DIAMETER (mm [in.])	A (in.)	B (in.)	CABLE ASSEMBLY WORKING LOAD LIMIT @ 5:1* (lbs.)	MINIMUM CABLE ASSEMBLY SEISMIC LOAD RATING** (lbs.)
KSCU-2	HANG-FAST No. 2	2 [1/16]	0.69	1.00	100	250
KSCU-3	HANG-FAST No. 3	3 [1/8]	1.75	1.00	200	500
KSCU-4	HANG-FAST No. 4	5 [3/16]	1.88	1.00	495	1,238
KSCU-5	LOCKABLE 6 mm	6 [1/4]	1.81	1.00	1,100	2,750

* Published **GRIPPLE** load rating for suspended overhead components.

** Minimum Cable Assembly Seismic Load Rating is one half of five times the Working Load Limit.

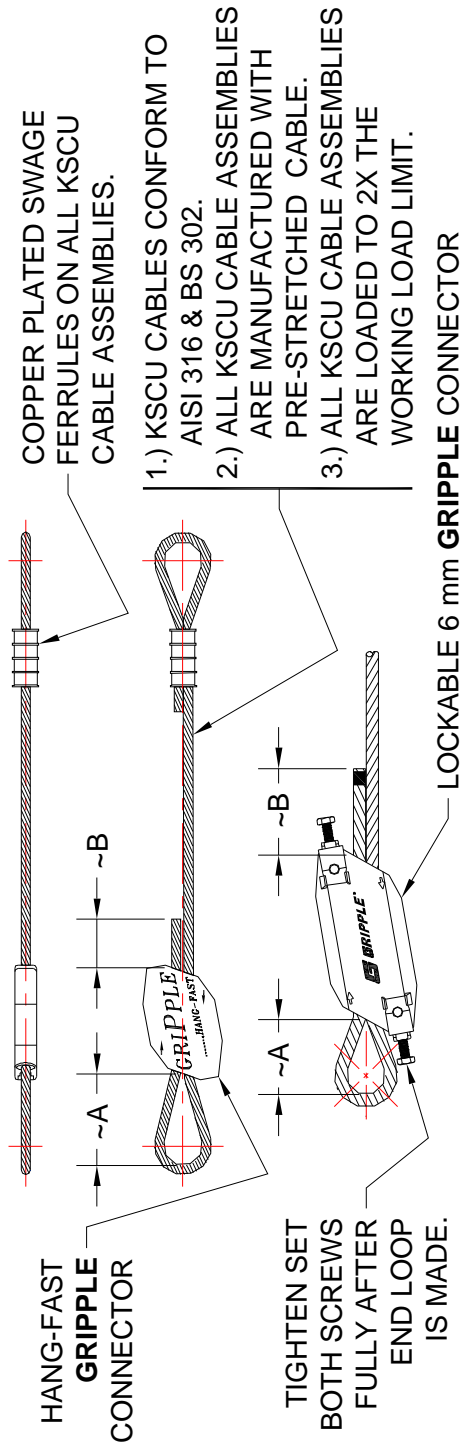


Figure A1.1-1; Model KSCU Restraint Cable Specifications

KSCU & KSCC SEISMIC RESTRAINT CABLE CAPACITIES

PAGE 1 of 9



Dublin, Ohio, USA • Mississauga, Ontario, Canada

Toll Free (USA Only): 800-959-1229

International: 614-889-0480

FAX 614-889-0540

World Wide Web: www.kineticsnoise.com

E-mail: sales@kineticsnoise.com

SECTION – A1.1

RELEASED ON: 04/09/2010



Member

MODEL KSCC RESTRAINT CABLE ASSEMBLY SPECIFICATIONS

MODEL	WIRE ROPE DIAMETER A (in.)	NUMBER OF STRANDS	WIRES PER STRAND	TYPE OF CORE	CABLE TYPE	B (in.)	C (in.)	D (in.)	No. OF CLIPS PER END LOOP	MINIMUM CABLE BREAKING STRENGTH (lbs.)	MINIMUM CABLE ASSEMBLY SEISMIC TENSILE RATING (lbs.)
KSCC-250	1/4	7	19	STRAND	AIRCRAFT	7	3/4	3-3/16	3	7,000	2,625
KSCC-375	3/8	7	19	STRAND	AIRCRAFT	9-1/2	7/8	3-15/16	3	14,400	5,400
KSCC-500	1/2	6	19	IWRC	STANDARD-EIP	15-1/4	1-1/16	4-11/16	4	26,600	9,975

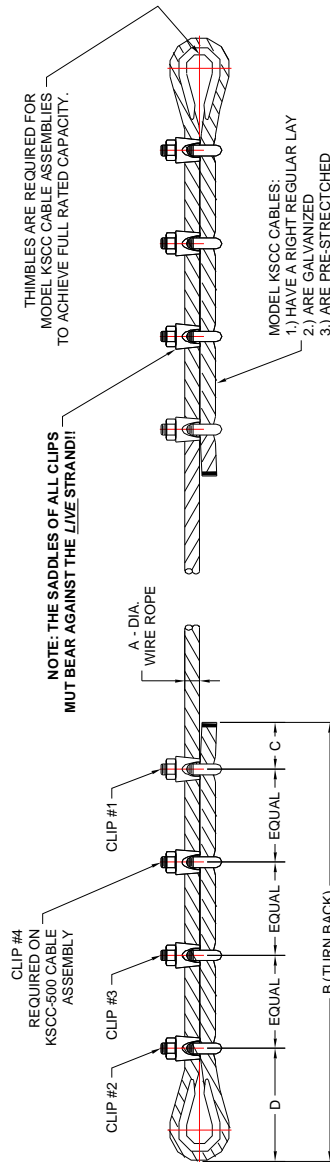


Figure A1.1-2; Model KSCC Restraint Cable Specifications

KSCU & KSCC SEISMIC RESTRAINT CABLE CAPACITIES

PAGE 2 of 9

SECTION – A1.1

RELEASED ON: 04/09/2010



Toll Free (USA Only): 800-959-1229
 International: 614-889-0480
 FAX: 614-889-0540
 World Wide Web: www.kineticsnoise.com
 E-mail: sales@kineticsnoise.com



Member

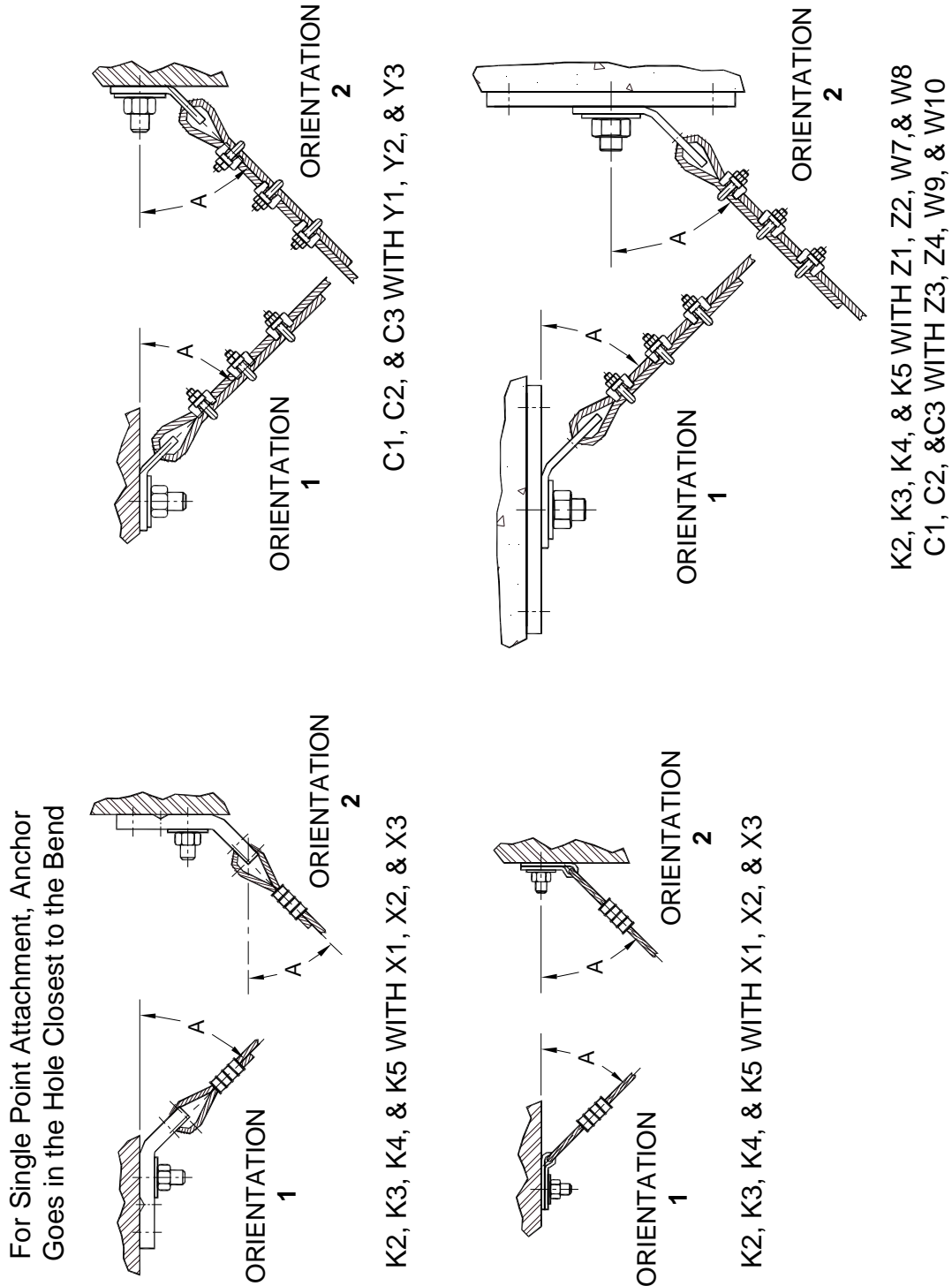


Figure A1-3; Definition of Orientation 1 and Orientation 2 for Bracket Mounting to Structure

KSCU & KSCC SEISMIC RESTRAINT CABLE CAPACITIES

PAGE 3 of 9



Dublin, Ohio, USA • Mississauga, Ontario, Canada

Toll Free (USA Only): 800-959-1229
 International: 614-889-0480
 FAX: 614-889-0540
 World Wide Web: www.kineticsnoise.com
 E-mail: sales@kineticsnoise.com

SECTION – A1.1

RELEASED ON: 04/09/2010



Member

KINETICS™ Pipe & Duct Seismic Application Manual

Table A1.1-1; KSCU & KSCC Restraint Cable Kit Capacities for Bolt to Steel Attachment – Orientation 1
(All Listed Forces Are LRFD Values)

		Maximum Cable Angle (°)	KNC Restraint Kit Code															
			K2 KSCU-2		K3 KSCU-3		K4 KSCU-4		K5 KSCU-5		C1 KSCC-250		C2 KSCC-375		C3 KSCC-500			
			Horizontal Seismic Rating (LRFD) (lbs)	Force Class	Horizontal Seismic Rating (LRFD) (lbs)	Force Class	Horizontal Seismic Rating (LRFD) (lbs)	Force Class	Horizontal Seismic Rating (LRFD) (lbs)	Force Class	Horizontal Seismic Rating (LRFD) (lbs)	Force Class	Horizontal Seismic Rating (LRFD) (lbs)	Force Class	Horizontal Seismic Rating (LRFD) (lbs)	Force Class		
KNC Attachment Kit Code	X1 (1) 1/4-20 UNC A307 Bolt	45	247	---	495	---												
		60	175	---	350	---												
	X2 (1) 3/8-16 UNC A307 Bolt	45	247	---	495	I	1,226	III										
		60	175	---	350	I	867	II										
	X3 (1) 1/2-13 UNC A307 Bolt	45							2,717	IV								
		60							1,672	III								
	Y1 (1) 5/8-11 UNC A307 Bolt	45									2,599	IV						
		60									1,838	III						
	Y2 (1) 3/4-10 UNC A307 Bolt	45											5,346	V	7,996	V		
		60											3,780	IV	4,313	IV		
	Y3 (1) 7/8-9 UNC A307 Bolt	45																
		60																

KSCU & KSCC SEISMIC RESTRAINT CABLE CAPACITIES

PAGE 4 of 9



Dublin, Ohio, USA • Mississauga, Ontario, Canada

Toll Free (USA Only): 800-959-1229
 International: 614-889-0480
 FAX: 614-889-0540
 World Wide Web: www.kineticsnoise.com
 E-mail: sales@kineticsnoise.com

SECTION – A1.1

RELEASED ON: 04/09/2010



Member

KINETICS™ Pipe & Duct Seismic Application Manual

Table A1.1-2; KSCU & KSCC Restraint Cable Kit Capacities for Bolt to Steel Attachment – Orientation 2
(All Listed Forces Are LRFD Values)

		Maximum Cable Angle (°)	KNC Restraint Kit Code															
			K2 KSCU-2		K3 KSCU-3		K4 KSCU-4		K5 KSCU-5		C1 KSCC-250		C2 KSCC-375		C3 KSCC-500			
			Horizontal Seismic Rating (LRFD) (lbs)	Force Class	Horizontal Seismic Rating (LRFD) (lbs)	Force Class	Horizontal Seismic Rating (LRFD) (lbs)	Force Class	Horizontal Seismic Rating (LRFD) (lbs)	Force Class	Horizontal Seismic Rating (LRFD) (lbs)	Force Class	Horizontal Seismic Rating (LRFD) (lbs)	Force Class	Horizontal Seismic Rating (LRFD) (lbs)	Force Class		
KNC Attachment Kit Code	X1 (1) 1/4-20 UNC A307 Bolt	45	247	---	495	I												
		60	175	---	350	I												
	X2 (1) 3/8-16 UNC A307 Bolt	45	247	---	495	I	1,226	III										
		60	175	---	350	I	867	II										
	X3 (1) 1/2-13 UNC A307 Bolt	45							2,717	IV								
		60							1,672	III								
	Y1 (1) 5/8-11 UNC A307 Bolt	45									2,599	IV						
		60									1,838	III						
	Y2 (1) 3/4-10 UNC A307 Bolt	45											5,346	V	7,996	V		
		60											3,780	IV	4,313	IV		
	Y3 (1) 7/8-9 UNC A307 Bolt	45																
		60																

KSCU & KSCC SEISMIC RESTRAINT CABLE CAPACITIES

PAGE 5 of 9

SECTION – A1.1

RELEASED ON: 04/09/2010



Toll Free (USA Only): 800-959-1229
 International: 614-889-0480
 FAX: 614-889-0540
 World Wide Web: www.kineticsnoise.com
 E-mail: sales@kineticsnoise.com



Member

Dublin, Ohio, USA • Mississauga, Ontario, Canada

KINETICS™ Pipe & Duct Seismic Application Manual

Table A1.1-3; KSCU & KSCC Restraint Cable Kit Capacities for Concrete Attachment – Orientation 1
(All Listed Forces Are LRFD Values)

KNC Attachment Kit Code	Maximum Cable Angle (°)	KNC Restraint Kit Code													
		K2 KSCU-2		K3 KSCU-3		K4 KSCU-4		K5 KSCU-5		C1 KSCC-250		C2 KSCC-375		C3 KSCC-500	
		Horizontal Seismic Rating (LRFD) (lbs)	Force Class	Horizontal Seismic Rating (LRFD) (lbs)	Force Class	Horizontal Seismic Rating (LRFD) (lbs)	Force Class	Horizontal Seismic Rating (LRFD) (lbs)	Force Class	Horizontal Seismic Rating (LRFD) (lbs)	Force Class	Horizontal Seismic Rating (LRFD) (lbs)	Force Class	Horizontal Seismic Rating (LRFD) (lbs)	Force Class
X1 ¹ (1) KCAB-25	45	182	---	182	---										
	60	111	---	111	---										
X2 (1) KCCAB-38	45	247	---	380	I	380	I	380	I						
	60	175	---	237	---	237	---	237	---						
X3 (1) KCCAB-50	45					830	II	830	II						
	60					515	II	515	II						
Y1 (1) KCCAB-63	45									1,074	III	1,193	III	1,193	III
	60									531	II	655	II	655	II
Y2 (1) KCCAB-75	45									1,620	III	1,798	III	1,798	III
	60									801	II	987	II	987	II
Y3 ² (1) KCAB-88	45									1,632	III				
	60									783	II				
Z1 (2) KCCAB-38	45			495	I	1,160	III	1,160	III						
	60			350	I	696	II	696	II						
Z2 (4) KCCAB-38	45			495	I	1,226	III	2,319	IV						
	60			350	I	867	II	1,392	III						
Z3 (2) KCCAB-50	45									2,422	IV	2,375	IV	2,375	IV
	60									1,462	III	1,458	III	1,458	III
Z4 (4) KCCAB-50	45									2,599	IV	4,750	IV	4,750	IV
	60									1,838	III	2,916	IV	2,916	IV

¹ KNC Attachment Kit Coded X1 is not rated for seismic attachment to concrete for 2003 IBC or 2006 IBC.

² KNC Attachment Kit Coded Y3 is not rated for seismic attachment to concrete for 2003 IBC or 2006 IBC.

KSCU & KSCC SEISMIC RESTRAINT CABLE CAPACITIES

PAGE 6 of 9

SECTION – A1.1

RELEASED ON: 04/09/2010



Toll Free (USA Only): 800-959-1229
 International: 614-889-0480
 FAX: 614-889-0540
 World Wide Web: www.kineticsnoise.com
 E-mail: sales@kineticsnoise.com



Member

Dublin, Ohio, USA • Mississauga, Ontario, Canada

KINETICS™ Pipe & Duct Seismic Application Manual

Table A1.1-4; KSCU & KSCC Restraint Cable Kit Capacities for Concrete Attachment – Orientation 2
(All Listed Forces Are LRFD Values)

		Maximum Cable Angle (°)	KNC Restraint Kit Code															
			K2 KSCU-2		K3 KSCU-3		K4 KSCU-4		K5 KSCU-5		C1 KSCC-250		C2 KSCC-375		C3 KSCC-500			
			Horizontal Seismic Rating (LRFD) (lbs)	Force Class	Horizontal Seismic Rating (LRFD) (lbs)	Force Class	Horizontal Seismic Rating (LRFD) (lbs)	Force Class	Horizontal Seismic Rating (LRFD) (lbs)	Force Class	Horizontal Seismic Rating (LRFD) (lbs)	Force Class	Horizontal Seismic Rating (LRFD) (lbs)	Force Class	Horizontal Seismic Rating (LRFD) (lbs)	Force Class		
KNC Attachment Kit Code	X1 ³ (1) KCAB-25	45	182	---	182	---												
		60	162	---	162	---												
	X2 (1) KCCAB-38	45	247	---	380	I	380	I	380	I								
		60	175	---	324	I	324	I	324	I								
	X3 (1) KCCAB-50	45					830	II	830	II								
		60					714	II	714	II								
	Y1 (1) KCCAB-63	45									1,074	III	1,193	III	1,193	III		
		60									1,352	III	1,229	III	1,229	III		
	Y2 (1) KCCAB-75	45									1,620	III	1,798	III	1,798	III		
		60									1,838	III	1,854	III	1,854	III		
	Y3 ⁴ (1) KCAB-88	45									1,632	III						
		60									1,838	III						
	Z1 (2) KCCAB-38	45			495	I	1,160	III	1,160	III								
		60			350	I	867	II	972	II								
	Z2 (4) KCCAB-38	45			495	I	1,226	III	2,319	IV								
		60			350	I	867	II	1,672	III								
	Z3 (2) KCCAB-50	45									2,422	IV	2,375	IV	2,375	IV		
		60									1,838	III	1,989	III	1,989	III		
	Z4 (4) KCCAB-50	45									2,599	IV	4,750	IV	4,750	IV		
		60									1,838	III	3,780	IV	3,977	IV		

³ KNC Attachment Kit Coded X1 is not rated for seismic attachment to concrete for 2003 IBC or 2006 IBC.

⁴ KNC Attachment Kit Coded Y3 is not rated for seismic attachment to concrete for 2003 IBC or 2006 IBC.

KSCU & KSCC SEISMIC RESTRAINT CABLE CAPACITIES

PAGE 7 of 9

SECTION – A1.1

RELEASED ON: 04/09/2010



Toll Free (USA Only): 800-959-1229
 International: 614-889-0480
 FAX: 614-889-0540
 World Wide Web: www.kineticsnoise.com
 E-mail: sales@kineticsnoise.com



Member

Dublin, Ohio, USA • Mississauga, Ontario, Canada

KINETICS™ Pipe & Duct Seismic Application Manual

Table A1.1-5; KSCU & KSCC Restraint Cable Kit Capacities for Attachment to Wood – Orientation 1
(All Listed Forces Are LRFD Values)

		Maximum Cable Angle (°)	KNC Restraint Kit Code																
			K2 KSCU-2		K3 KSCU-3		K4 KSCU-4		K5 KSCU-5		C1 KSCC-250		C2 KSCC-375		C3 KSCC-500				
			Horizontal Seismic Rating (LRFD) (lbs)	Force Class	Horizontal Seismic Rating (LRFD) (lbs)	Force Class	Horizontal Seismic Rating (LRFD) (lbs)	Force Class	Horizontal Seismic Rating (LRFD) (lbs)	Force Class	Horizontal Seismic Rating (LRFD) (lbs)	Force Class	Horizontal Seismic Rating (LRFD) (lbs)	Force Class	Horizontal Seismic Rating (LRFD) (lbs)	Force Class			
KNC Attachment Kit Code	W1 (1) 1/4" Lag Screw	45	219	---	219	---													
		60	152	---	152	---													
	W2 (1) 3/8" Lag Screw	45	247	---	402	I	443	I	443	I									
		60	175	---	295	I	308	I	308	I									
	W3 (1) 1/2" Lag Screw	45					709	II	709	II									
		60					502	II	502	II									
	W4 (1) 5/8" Lag Screw	45											1,089	III	1,089	III			
		60											759	II	759	II			
	W5 (1) 3/4" Lag Screw	45									1,411	III	1,475	III	1,475	III			
		60									879	II	1,037	III	1,037	III			
	W6 (1) 7/8" Lag Screw	45									1,822	III							
		60									1,147	III							
	W7 (2) 3/8" Lag Screws	45			495	I	1,093	III	1,093	III									
		60			350	I	835	II	835	II									
	W8 (4) 3/8" Lag Screws	45			495	I	1,226	III	2,185	IV									
		60			350	I	867	II	1,670	III									
	W9 (2) 1/2" Lag Screws	45									1,673	III	1,663	III	1,663	III			
		60									1,308	III	1,306	III	1,306	III			
	W10 (4) 1/2" Lag Screws	45									2,599	IV	3,327	IV	3,327	IV			
		60									1,838	III	2,612	IV	2,612	IV			

KSCU & KSCC SEISMIC RESTRAINT CABLE CAPACITIES

PAGE 8 of 9



Dublin, Ohio, USA • Mississauga, Ontario, Canada

Toll Free (USA Only): 800-959-1229
 International: 614-889-0480
 FAX: 614-889-0540
 World Wide Web: www.kineticsnoise.com
 E-mail: sales@kineticsnoise.com

SECTION – A1.1

RELEASED ON: 04/09/2010



Member

KINETICS™ Pipe & Duct Seismic Application Manual

Table A1.1-6; KSCU & KSCC Restraint Cable Kit Capacities for Attachment to Wood – Orientation 2
(All Listed Forces Are LRFD Values)

		Maximum Cable Angle (°)	KNC Restraint Kit Code															
			K2 KSCU-2		K3 KSCU-3		K4 KSCU-4		K5 KSCU-5		C1 KSCC-250		C2 KSCC-375		C3 KSCC-500			
			Horizontal Seismic Rating (LRFD) (lbs)	Force Class	Horizontal Seismic Rating (LRFD) (lbs)	Force Class	Horizontal Seismic Rating (LRFD) (lbs)	Force Class	Horizontal Seismic Rating (LRFD) (lbs)	Force Class	Horizontal Seismic Rating (LRFD) (lbs)	Force Class	Horizontal Seismic Rating (LRFD) (lbs)	Force Class	Horizontal Seismic Rating (LRFD) (lbs)	Force Class		
KNC Attachment Kit Code	W1 (1) 1/4" Lag Screw	45	219	---	219	---												
		60	155	---	155	---												
	W2 (1) 3/8" Lag Screw	45	247	---	402	I	443	I	443	I								
		60	175	---	264	I	312	I	312	I								
	W3 (1) 1/2" Lag Screw	45					709	II	709	II								
		60					486	I	486	I								
	W4 (1) 5/8" Lag Screw	45											1,089	III	1,089	III		
		60											708	II	708	II		
	W5 (1) 3/4" Lag Screw	45									1,411	III	1,475	III	1,475	III		
		60									950	II	950	II	950	II		
	W6 (1) 7/8" Lag Screw	45									1,822	III						
		60									1,207	III						
	W7 (2) 3/8" Lag Screws	45			495	I	1,093	III	1,093	III								
		60			350	I	671	II	671	II								
	W8 (4) 3/8" Lag Screws	45			495	I	1,226	III	2,185	IV								
		60			350	I	867	II	1,343	III								
	W9 (2) 1/2" Lag Screws	45									1,673	III	1,663	III	1,663	III		
		60									1,016	III	1,016	III	1,016	III		
	W10 (4) 1/2" Lag Screws	45									2,599	IV	3,327	IV	3,327	IV		
		60									1,838	III	2,031	IV	2,031	IV		

KSCU & KSCC SEISMIC RESTRAINT CABLE CAPACITIES

PAGE 9 of 9



Dublin, Ohio, USA • Mississauga, Ontario, Canada

Toll Free (USA Only): 800-959-1229

International: 614-889-0480

FAX: 614-889-0540

World Wide Web: www.kineticsnoise.com

E-mail: sales@kineticsnoise.com

SECTION – A1.1

RELEASED ON: 04/09/2010



Member