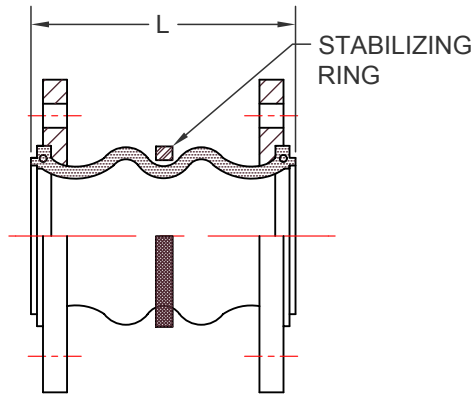

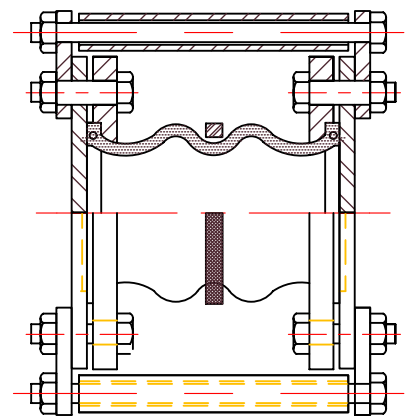


KINFLEX MODEL FTC FLEXIBLE CONNECTOR

KINFLEX FTC, FLEXIBLE CONNECTOR SPECIFICATIONS																
NOM SIZE	LENGTH-L		AXIAL				TRANSVERSE MOVEMENT	ANGULAR DEFLECTION	MAX. PRESSURE			WEIGHT				
			COMPRESSION		ELONGATION							CONNECTOR		CONTROL RODS		
1.5	(38)	7.00	(178)	2.00	(51)	1.19	(30)	1.75	(44)	45	225	(15.5)	6.8	(3.1)	4.8	(2.2)
2.0	(51)	7.00	(178)	2.00	(51)	1.19	(30)	1.75	(44)	45	225	(15.5)	7.8	(3.5)	7.0	(3.2)
2.5	(64)	7.00	(178)	2.00	(51)	1.19	(30)	1.75	(44)	43	225	(15.5)	8.8	(4.0)	8.0	(3.6)
3.0	(76)	7.00	(178)	2.00	(51)	1.19	(30)	1.75	(44)	38	225	(15.5)	9.8	(4.4)	8.6	(3.9)
4.0	(102)	9.00	(229)	2.00	(51)	1.38	(35)	1.56	(40)	34	225	(15.5)	10.8	(4.9)	8.0	(3.6)
5.0	(127)	9.00	(229)	2.00	(51)	1.38	(35)	1.56	(40)	29	225	(15.5)	11.8	(5.4)	8.3	(3.8)
6.0	(152)	9.00	(229)	2.00	(51)	1.38	(35)	1.56	(40)	25	225	(15.5)	12.8	(5.8)	11.7	(5.3)
8.0	(203)	13.00	(330)	2.38	(60)	1.38	(35)	1.38	(35)	19	225	(15.5)	13.8	(6.3)	15.4	(7.0)
10.0	(254)	13.00	(330)	2.38	(60)	1.38	(35)	1.38	(35)	15	225	(15.5)	14.8	(6.7)	24.5	(11.1)
12.0	(305)	13.00	(330)	2.38	(60)	1.38	(35)	1.38	(35)	13	225	(15.5)	15.8	(7.2)	31.0	(14.1)
14.0	(356)	13.75	(349)	1.75	(44)	1.19	(30)	1.19	(30)	9	150	(10.3)	16.8	(7.6)	32.0	(14.5)
16.0	(406)	13.75	(349)	1.75	(44)	1.19	(30)	1.19	(30)	8	125	(8.6)	17.8	(8.1)	30.8	(14.0)
18.0	(457)	13.75	(349)	1.75	(44)	1.19	(30)	1.19	(30)	7	125	(8.6)	18.8	(8.5)	36.1	(16.4)
20.0	(508)	13.75	(349)	1.75	(44)	1.19	(30)	1.19	(30)	7	125	(8.6)	19.8	(9.0)	35.5	(16.1)
24.0	(610)	13.75	(349)	1.75	(44)	1.19	(30)	1.19	(30)	5	110	(7.6)	20.8	(9.4)	48.0	(21.8)
										DEG.	PSI	(BAR)	LB	(KG)	LB	(KG)



KINFLEX FTC



KINFLEX FTC
WITH CONTROL RODS

WARNING: CONTROL UNITS MUST BE USED TO PROTECT THIS PART FROM EXCESSIVE MOVEMENT IF PIPING IS NOT PROPERLY ANCHORED.

ALL DIMENSIONS IN INCHES (MM) EXCEPT AS NOTED.

NEGATIVE PRESSURE RATING FOR ALL SIZES: 26" (660) HG.
 TEMPERATURE FOR RATED PRESSURE: 170 DEG F (77 DEG C).
 MAX ALLOWABLE TEMPERATURE: 225 DEG F (107 DEG C).
 STANDARD FLANGES PER ANSI 125/150#, 250/300#, BS, DIN, JIS, FLANGES ALSO AVAILABLE BUT NOT SHOWN.
 HEAVY DUTY FLANGES REQUIRE USE OF CONTROL RODS.

MATERIALS

FLANGES: MILD STEEL
 WIRE CORD (COLLAR): HARDENED STEEL WIRE.
 BODY: NEOPRENE (STANDARD)
 BODY CORD: NYLON TIRE CORD
 OPTIONAL BODY MATERIALS AVAILABLE [EPDM, BUTYL, HYPALON, & NITRILE].

APPLICABLE FLUIDS FOR STANDARD BODY: WATER, WARM WATER, SEAWATER, WEAK ACIDS, ALKALIES, COMPRESSED AIR, ETC.



By: BB
 Date: 07/14/14
 Revised: /

Drawing No:
 S-05.05-01D