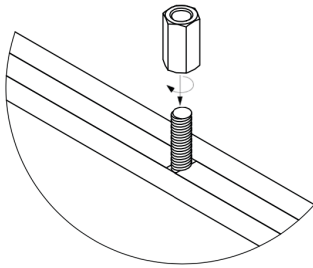
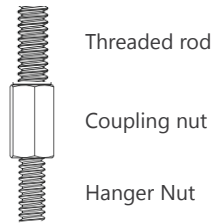
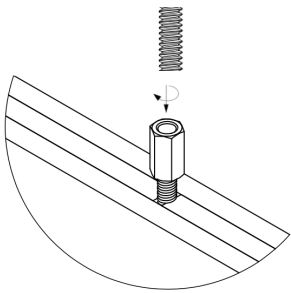


P2 Threaded Rod or Cable to 1/4" Hanger Nut Installation Overview

1. Thread the coupling nut all the way onto the hanger nut.



2a. Threaded rod – unscrew the coupling nut halfway and screw in the threaded rod.



2b. Cable – unscrew coupling nut halfway; screw on the jointed gripper.

