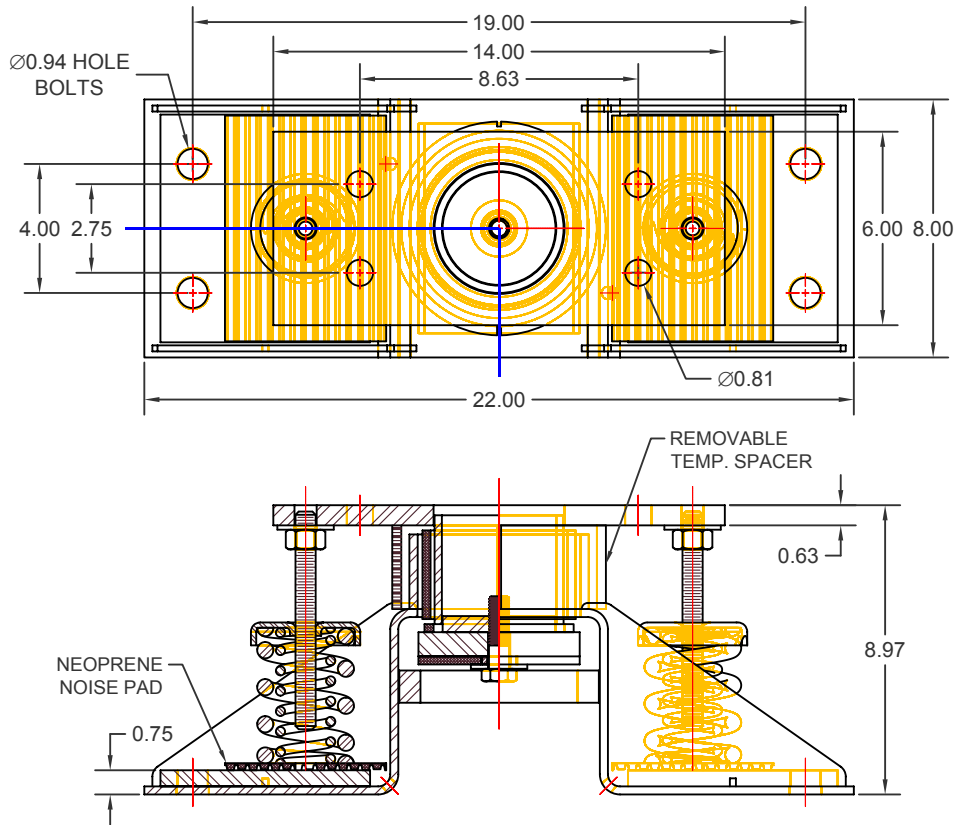


MODEL	SPRING					
	COLOR		FREE		RATED	
	OUTER	INNER	HT.	O.D.	LOAD	DEFL.
TITAN (C) 1-100	BEIGE		4.20	3.00	100	1.00
TITAN (C) 1-200	CHROME		4.20	3.00	200	1.00
TITAN (C) 1-500	BLUE		4.20	3.00	500	1.79
TITAN (C) 1-900	GREEN		4.20	3.00	900	1.54
TITAN (C) 1-1250	BLACK		4.20	3.00	1250	1.44
TITAN (C) 1-1595	GRAY		4.20	3.00	1600	1.31
TITAN (C) 1-2000	RED		4.20	3.00	2000	1.15
TITAN (C) 1-2500	BROWN		4.20	3.00	2500	1.09
TITAN (C) 1-3100	BROWN	GRAY	4.20	3.00	3100	1.00
TITAN (C) 1-3400	ORANGE		4.20	3.00	3400	0.95
TITAN (C) 1-3800	RED	BROWN	4.20	3.00	3800	1.00
TITAN (C) 1-4400	ORANGE	GRAY	4.20	3.00	4400	1.00



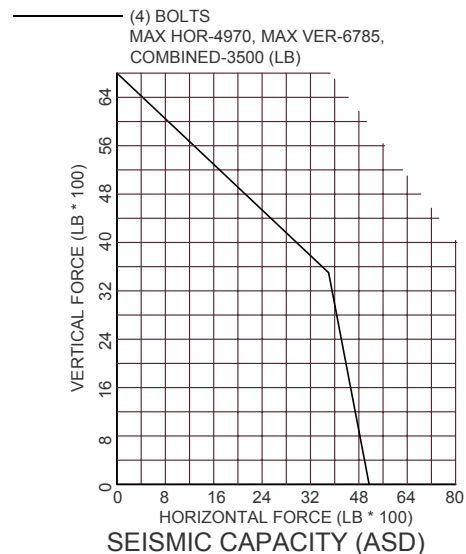
SPECIFICATIONS

- * VERTICALLY AND Laterally RESTRAINED SPRING ISOLATOR.
- * CONSTANT FREE AND OPERATING HEIGHT.
- * FIELD REPLACEABLE RUBBER ELEMENTS.
- * MIN OVERLOAD OF 50%.
- * MIN Kx/KY RATIO OF 1.0.
- * ALL ELEMENTS SAFE AT SOLID LOADING.
- * POWDER COATED COILS.
- * HOUSINGS ARE HOT DIP GALVANIZED.
- * HARDWARE IS ZINC PLATED.
- * TOTAL COMBINED LATERAL AND VERTICAL MOVEMENT IS LIMITED TO 1/2" (1/4" IN ANY DIRECTION).

NOTE:

CURRENT CODE REQUIREMENTS CALL FOR ANCHORS TO BE EVALUATED ON A CASE SPECIFIC BASIS. BUILDING CODE, ANCHOR TYPE AND INSTALLATION CONDITIONS ALL IMPACT THE CAPACITY. FOR APPLICATIONS CERTIFIED BY KNC, THIS EVALUATION WILL BE PERFORMED BY KNC. FOR APPLICATIONS CERTIFIED BY OTHERS, IT IS RECOMMENDED THAT THE DESIGNER USE THE APPROPRIATE ANCHOR MANUFACTURER'S ANALYSIS SOFTWARE.

WITH THE USE OF CONCRETE ANCHORS AND AN APPROPRIATE OVERSIZED BASEPLATE, THE MAXIMUM RESTRAINT RATING OF THIS ISOLATOR CAN BE INCREASED AS HIGH AS THE LEVEL FOR WELDED/BOLTED CONNECTIONS INDICATED ON THIS CURVE.



Drawing No: S-01.30-12C1
 By: BB
 Date: 04/29/14
 Revised: 2/22/17 / JW

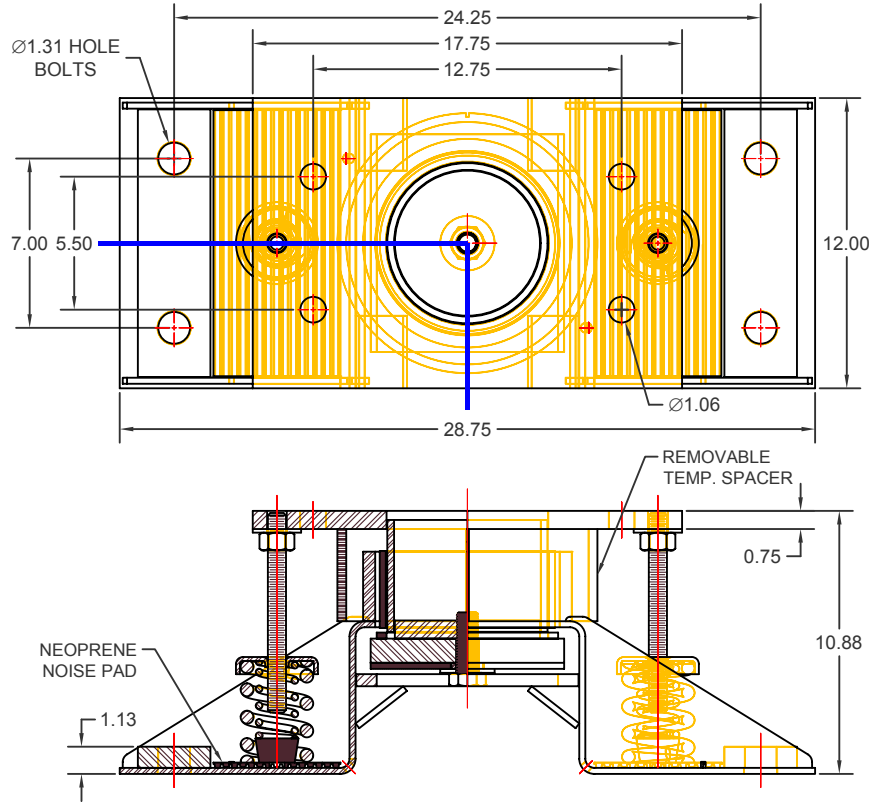
Model: TITAN (C)
 1-100/4400

KINETICS NOISE CONTROL, INC
 6300 IRELAN PL.
 DUBLIN, OH 43017 USA
 Ph: 614 889-0480, Fax: 614 889-0540
 www.kineticsnoise.com



MODEL	SPRING					
	COLOR		FREE	O.D.	RATED	
	OUTER	INNER	HT.		LOAD	DEFL.
TITAN (C) 1-4930	BLUE		4.20	3.00	4930	1.00
TITAN (C) 1-5340	BLUE	BROWN	4.20	3.00	5340	1.00
TITAN (C) 1-5730	BLUE	GRAY	4.20	3.00	5730	1.00
TITAN (C) 1-6130	BLUE	CHROME	4.20	3.00	6130	1.00
TITAN (C) 1-7000	BLUE	BROWN	4.20	3.00	7000	1.00

MFG. #01-30.312-00



Drawing No: S-01.30-12C2
 By: BB
 Date: 04/29/14
 Revised: 2/22/17 / JW

Model: TITAN (C)
 1-4930/7000

KINETICS NOISE CONTROL, INC
 6300 IRELAN PL,
 DUBLIN, OH 43017 USA
 Ph: 614 889-0480, Fax: 614 889-0540
 www.kineticsnoise.com

VISCOMA
 VIBRATION ISOLATION & SEISMIC CONTROL
 MANUFACTURERS ASSOCIATION

KINETICS
 Noise Control

SPECIFICATIONS

- * VERTICALLY AND Laterally RESTRAINED SPRING ISOLATOR.
- * CONSTANT FREE AND OPERATING HEIGHT.
- * FIELD REPLACEABLE RUBBER ELEMENTS.
- * MIN OVERLOAD OF 50%.
- * MIN Kx/KY RATIO OF 1.0.
- * ALL ELEMENTS SAFE AT SOLID LOADING.
- * POWDER COATED COILS.
- * HOUSINGS ARE HOT DIP GALVANIZED.
- * HARDWARE IS ZINC PLATED.
- * TOTAL COMBINED LATERAL AND VERTICAL MOVEMENT IS LIMITED TO 1/2" (1/4" IN ANY DIRECTION).

NOTE:

CURRENT CODE REQUIREMENTS CALL FOR ANCHORS TO BE EVALUATED ON A CASE SPECIFIC BASIS. BUILDING CODE, ANCHOR TYPE AND INSTALLATION CONDITIONS ALL IMPACT THE CAPACITY. FOR APPLICATIONS CERTIFIED BY KNC, THIS EVALUATION WILL BE PERFORMED BY KNC. FOR APPLICATIONS CERTIFIED BY OTHERS, IT IS RECOMMENDED THAT THE DESIGNER USE THE APPROPRIATE ANCHOR MANUFACTURER'S ANALYSIS SOFTWARE.

WITH THE USE OF CONCRETE ANCHORS AND AN APPROPRIATE OVERSIZED BASEPLATE, THE MAXIMUM RESTRAINT RATING OF THIS ISOLATOR CAN BE INCREASED AS HIGH AS THE LEVEL FOR WELDED/BOLTED CONNECTIONS INDICATED ON THIS CURVE.

WELDED/BOLTED
 MAX HOR-15500, MAX VER-19000,
 COMBINED-9500 (LB)

