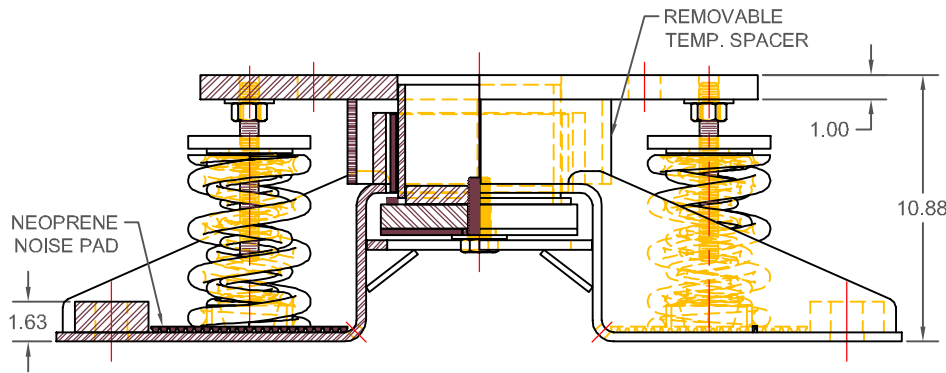
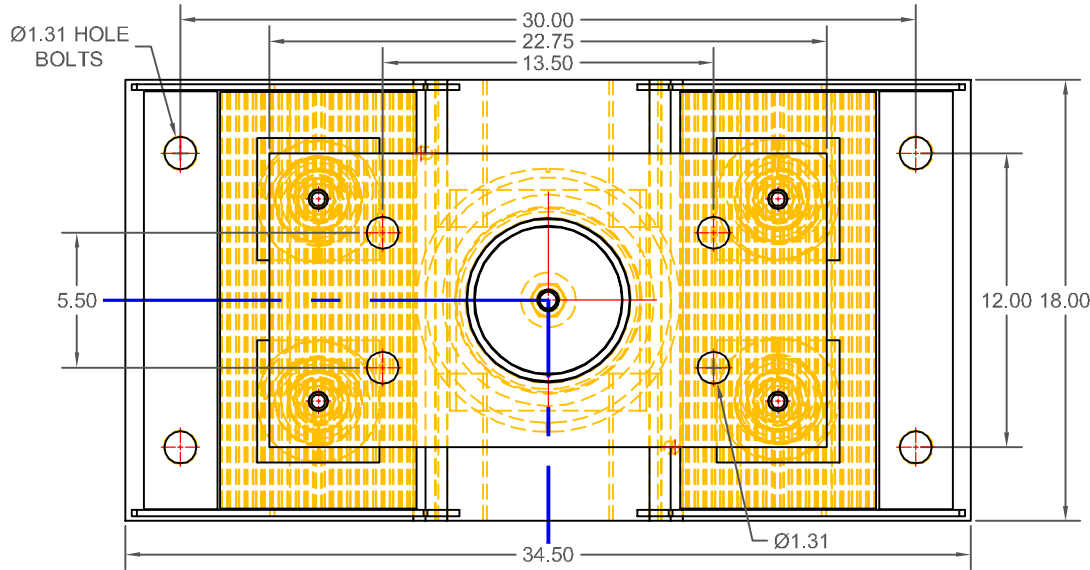


MODEL	SPRING						
	COLOR			FREE		RATED	
	OUTER	INNER 1	INNER 2	HT.	O.D.	LOAD	DEFL.
TITAN (B) 2-8000	ORANGE			7.00	5.00	8000	2.00
TITAN (B) 2-9000	ORANGE	BLUE		7.00	5.00	9000	2.00
TITAN (B) 2-10000	BLUE			7.00	5.00	10000	2.00
TITAN (B) 2-11000	BLUE	BLUE		7.00	5.00	11000	2.00
TITAN (B) 2-12100	BLUE	GREEN		7.00	5.00	12100	2.02
TITAN (B) 2-13000	BLUE	BLACK		7.00	5.00	13000	2.00
TITAN (B) 2-14000	BLUE	ORANGE		7.00	5.00	14000	2.00
TITAN (B) 2-15600	BLUE	ORANGE	GREEN	7.00	5.00	15600	2.00
TITAN (B) 2-16400	BLUE	RED		7.00	5.00	16400	2.00
TITAN (B) 2-18000	BLUE	RED	GREEN	7.00	5.00	18000	2.00



**SPECIFICATIONS**

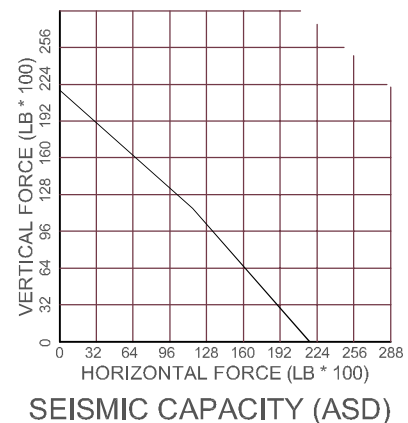
- \* VERTICALLY AND Laterally RESTRAINED SPRING ISOLATOR.
- \* CONSTANT FREE AND OPERATING HEIGHT.
- \* FIELD REPLACEABLE RUBBER ELEMENTS.
- \* MIN OVERLOAD OF 50%.
- \* MIN Kx/KY RATIO OF 1.0.
- \* ALL ELEMENTS SAFE AT SOLID LOADING.
- \* POWDER COATED SPRING COILS.
- \* HOUSINGS ARE HOT DIP GALVANIZED.
- \* HARDWARE IS ZINC PLATED.
- \* TOTAL COMBINED LATERAL AND VERTICAL MOVEMENT IS LIMITED TO 1/2" (1/4" IN ANY DIRECTION).

**NOTE:**

CURRENT CODE REQUIREMENTS CALL FOR ANCHORS TO BE EVALUATED ON A CASE SPECIFIC BASIS. BUILDING CODE, ANCHOR TYPE AND INSTALLATION CONDITIONS ALL IMPACT THE CAPACITY. FOR APPLICATIONS CERTIFIED BY KNC, THIS EVALUATION WILL BE PERFORMED BY KNC. FOR APPLICATIONS CERTIFIED BY OTHERS, IT IS RECOMMENDED THAT THE DESIGNER USE THE APPROPRIATE ANCHOR MANUFACTURER'S ANALYSIS SOFTWARE.

WITH THE USE OF CONCRETE ANCHORS AND AN APPROPRIATE OVERSIZED BASEPLATE, THE MAXIMUM RESTRAINT RATING OF THIS ISOLATOR CAN BE INCREASED AS HIGH AS THE LEVEL FOR WELDED/BOLTED CONNECTIONS INDICATED ON THIS CURVE.

WELDED OR BOLTED (4) BOLTS  
MAX HOR-21750, MAX VER-21900,  
COMBINED-11600(LB)



Drawing No: S-01.30-24B  
By: PWM  
Date: 04/17/13  
Revised: 2/22/17 / JW

Model: TITAN (B) 2-8000/18000

KINETICS NOISE CONTROL, INC  
6300 IRELAN PL,  
DUBLIN, OH 43017 USA  
Ph: 614 889-0480, Fax: 614 889-0540  
www.kineticsnoise.com

