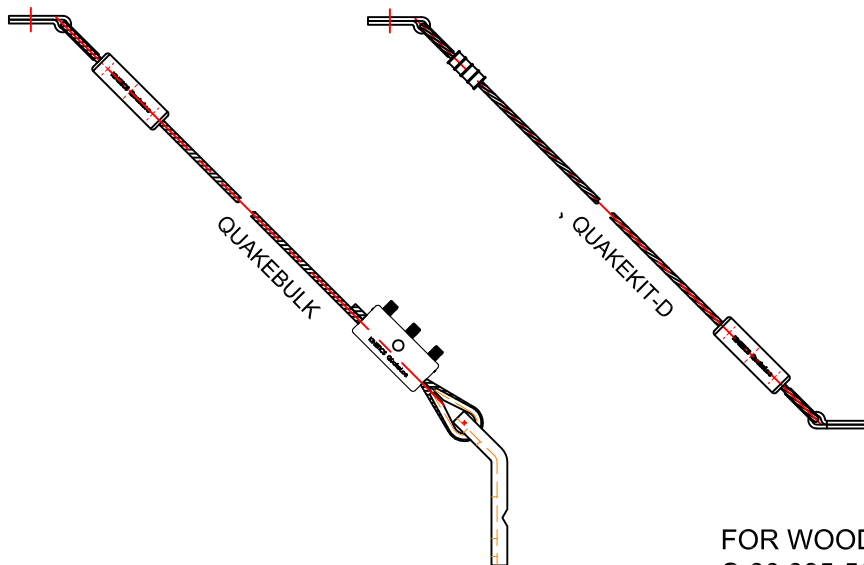
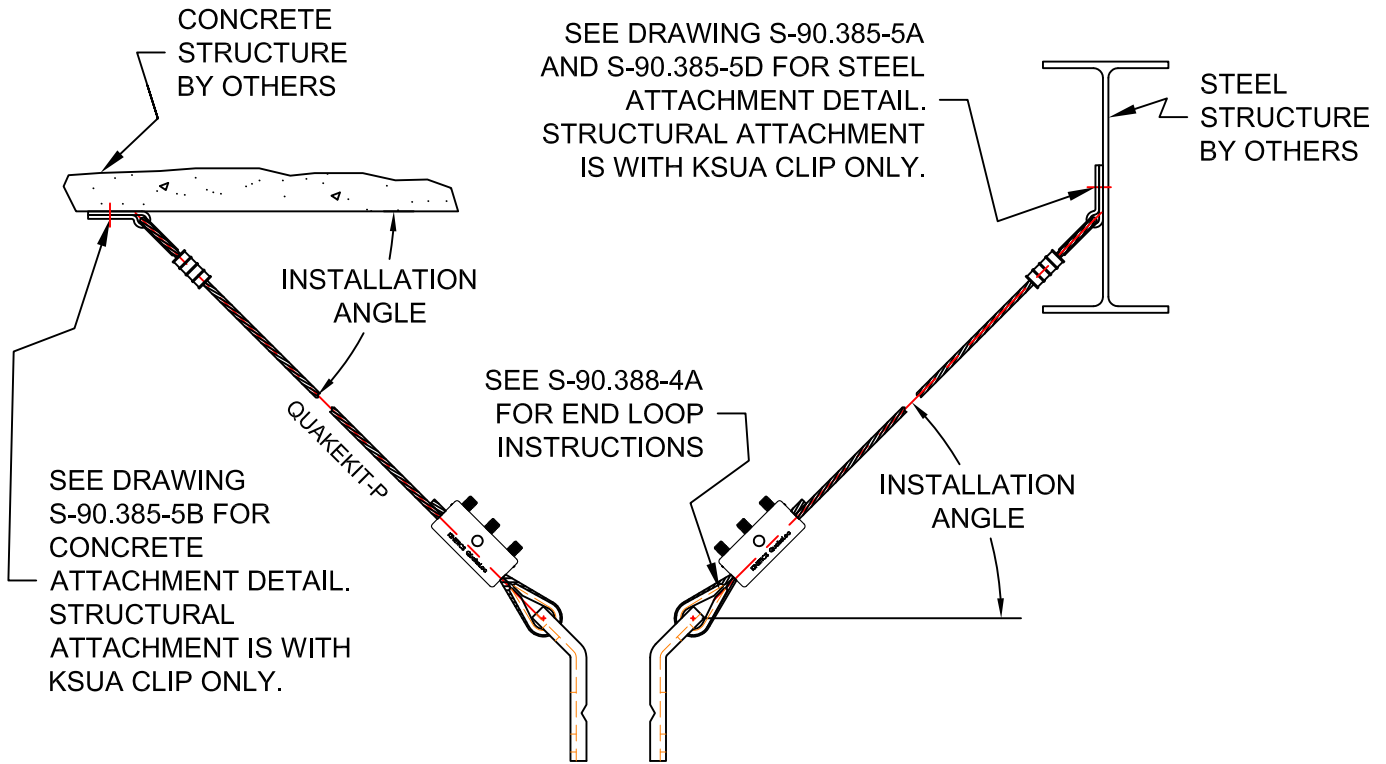


QUAKEKIT SEISMIC CABLE RESTRAINT


SIZE	CABLE Ø	MAX. RATING	SETSCREW TORQUE
QUAKEKIT - Q2	1/8"	1000 lbs	65 in-lb
QUAKEKIT - Q3	3/16"	2100 lbs	130 in-lb
QUAKEKIT - Q4	1/4"	3470 lbs	200 in-lb

RATINGS ARE BASED ON ATTACHMENT TO STEEL.
 PREFERRED INSTALLATION ANGLE IS 45°. MAXIMUM VARIATION IS ±15°.



FOR WOODEN STRUCTURES, SEE DRAWING S-90.385-5C FOR LAG SCREW ATTACHMENT DETAIL.

THIS COMPONENT IS SUITABLE FOR SEISMIC APPLICATIONS SUBJECT TO THE QUALIFICATIONS INDICATED ON THIS DRAWING.



LAST DATE
 REVISED
 09/19/11

DRAWN BY
 DCB

DRAWING NO.
 S-90.405-00

S-90